Nome: _____ Data: _____/_____/_____

Ler as horas: horas cheias

Veja onde o ponteiro pequeno aponta e escreva a hora, como 03:00.



_____



_____



_____



_____



_____



_____



_____



_____



_____



_____



_____



_____

Livre para uso em casa e na escola. Não revender ou republicar.

Nome: _____ Data: _____/_____/_____

Ler as horas: meia hora

O ponteiro grande no 6 marca 30 minutos. Escreva a hora, como 03:30.














Livre para uso em casa e na escola. Não revender ou republicar.

Nome: _____ Data: _____/_____/_____

Desenhe os ponteiros: hora cheia e meia hora

Desenhe o ponteiro pequeno (das horas) e o grande (dos minutos) para marcar a hora escrita.



10:30



12:00



09:30



08:00



04:30



05:00



02:30



07:00



11:30



01:00



03:30



06:00

Livre para uso em casa e na escola. Não revender ou republicar.

Nome: _____ Data: _____/_____/_____

Ler as horas: de 5 em 5 minutos

Cada número do relógio vale 5 minutos. Escreva a hora com minutos, como 03:25.



_____



_____



_____



_____



_____



_____



_____



_____



_____



_____



_____



_____

Livre para uso em casa e na escola. Não revender ou republicar.

Nome: _____ Data: _____/_____/_____

Desenhe os ponteiros: minutos de 5 em 5

Desenhe os ponteiros para marcar cada hora escrita. Lembre que o ponteiro pequeno anda entre os números.



11:55



11:05



07:55



10:40



10:50



12:20



02:40



05:45



02:45



02:50



11:10



06:40

Livre para uso em casa e na escola. Não revender ou republicar.